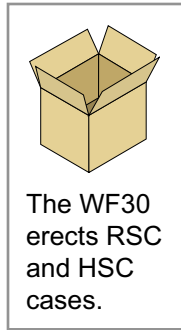




Fully Automatic Case Former
Up to 30 cases per minute




The WF30 erects RSC and HSC cases.

Fully Automatic Tool-less Case Former

The WF30 fully automatic case former is designed to deliver enhanced control over high speed case forming. It provides reliable case forming even with varied quality and types of case forming.

The WF30 features the enhanced Pin & Dome system with an electro-mechanical servo system, which allows the WF30 to respond to variations in corrugated quality, ensuring accurate case forming and squaring. The WF30 also features an advanced Allen-Bradley CompactLogix control platform with built-in Ethernet, allowing for machine diagnostics where network capable systems are available.



Tilt-out Tape Head
Minimize downtime with the easily accessed bottom tape head, for fast tape changes. The tilt-out feature is exclusive to DEKKA tape heads.



Motion Enhanced Pin & Dome System

Vacuum-free case opening is accomplished using the "Pin and Dome" technology, which features an electro-mechanical servo system to overcome variables in corrugated quality and deliver industry-leading control over higher speed case forming.



Easy Set-up Guides

A color-coded, pictorial guide and easy tools-free adjustments, provide for convenient setup and quick changeover in minutes. Bi-lingual instructions are available.

WF30 Case Former

WF30 Fully Automatic Tool-less Case Former

WF30 Features

- The electro-mechanical servo system, together with Pin & Dome technology, delivers industry-leading control over higher speed case forming.
- The Allen-Bradley CompactLogix control platform with built-in Ethernet allows for remote machine diagnostics where network systems are available.
- The Flex Speed feature provides speed ranges that operators can quickly access and select for various case types.
- Tool-less, color-coded, pictorial instructions facilitate case size changeover in approx. 7 minutes (bi-lingual option available).
- Advanced fully interlocked safety guarding allows easy access for service.
- Fully automatic Remote Demand Control, pauses production when the discharge conveyor is full.
- No vacuum: equipped with WEXXAR's latest generation of patented Pin & Dome case opening technology.

Complete Solution



BEL 290 Case Sealer

The BEL 290 fully-automatic case sealer is compact and provides fast gap-free, top flap sealing for a wide range of case sizes.

WF30 Specifications

Standard Built Case Size Range	Length	Width	Height
Minimum	7 1/4" 184 mm	7 1/4" 184 mm	6" 150 mm
Maximum	18" 457 mm	14" 356 mm	15" 381 mm
Standard Expanded Range*	Length	Width	Height
Minimum	6" 150 mm	5" 127 mm	5" 127 mm
Maximum	24" 610 mm	17" 432 mm	16" 407 mm
Machine Speed: Up to 30 cases per minute, depending on the case dimensions and corrugated quality. Consult factory with samples. Under and over size options available.			

* Expanded range may require tools or change parts. Certain combinations of length, width, and height may require optional modifications. Contact your representative with your exact case specifications.

How the WF30 Works



The WF30 erects RSC and HSC cases.



1 First Case Separation

The case separator allows one case blank to enter the forming stage at a time, preventing cases from jamming.




2 Pin & Dome System

A flat case blank is opened by pins injected into the flutes, opening the case perfectly square (optional 90 degrees).



3 Bottom Sealing

Case bottoms are sealed with tape. Case quality and squareness is assured due to positive flap folding and the case pusher.



4 Touch Screen Control

The control panel features a user friendly touch screen to control and monitor all systems.



powered by Pro Mach 

shorr | packaging corp.
shorr.com 888.885.0055

Backed by Wexxar's warranty and experienced, nationwide service team.